



# PELLA<sup>®</sup>

## Impervia<sup>®</sup>

FIBERGLASS WINDOWS AND SLIDING PATIO DOORS  
WITH OUTSTANDING BEAUTY AND PERFORMANCE.





# Durability of fiberglass.





Increase your comfort inside, no matter the weather outside. If your home is near the shore or a beach, high on a mountainside or somewhere in between, Pella® Impervia® fiberglass windows and patio doors are strong and stable enough to endure extreme heat or cold, damaging UV rays and sea air.



### What can fiberglass do for you?

It will complement your home with the quality look of a painted window and can increase energy efficiency and comfort. Plus, the interior and exterior of your windows and patio doors arrive with a durable powder-coat paint finish that will last for years.



### Performance highlights.

Pella Impervia products are made from Duracast® fiberglass composite – it's the strongest, most durable material available for windows and patio doors.<sup>1</sup> They won't warp in the heat or become brittle in the cold.

Pella Impervia windows and patio doors offer the energy-efficient options that will meet or exceed ENERGY STAR® certification in all 50 states.<sup>2</sup>



<sup>1</sup> In testing performed in accordance with ASTM testing standards, Duracast fiberglass composite from Pella has displayed superior performance in strength, ability to withstand extreme heat and cold, and resistance to dents and scratches. Pella Impervia Special Shape windows are made of a non-Duracast fiberglass composite.

<sup>2</sup> Some Pella products may not meet ENERGY STAR certification in Canada. For more information, contact your local Pella sales representative or go to [nrcan.gc.ca/energy/products/categories/fenestration/13739](http://nrcan.gc.ca/energy/products/categories/fenestration/13739).




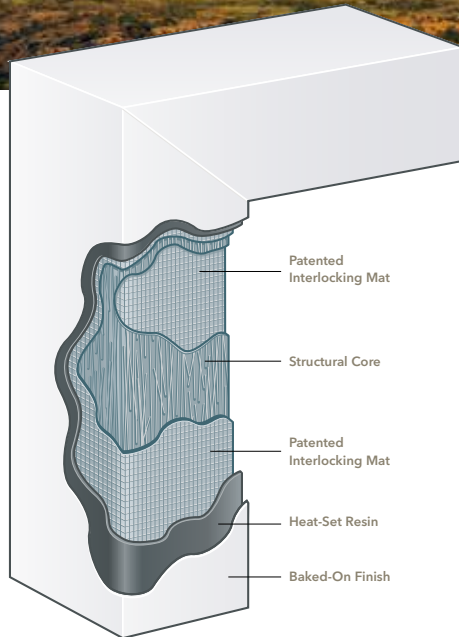
# Durability of fiberglass.

Pella® Impervia® fiberglass products are made to stand up and stand out with exceptional energy efficiency and low-maintenance features – all with the quality look of a painted window.



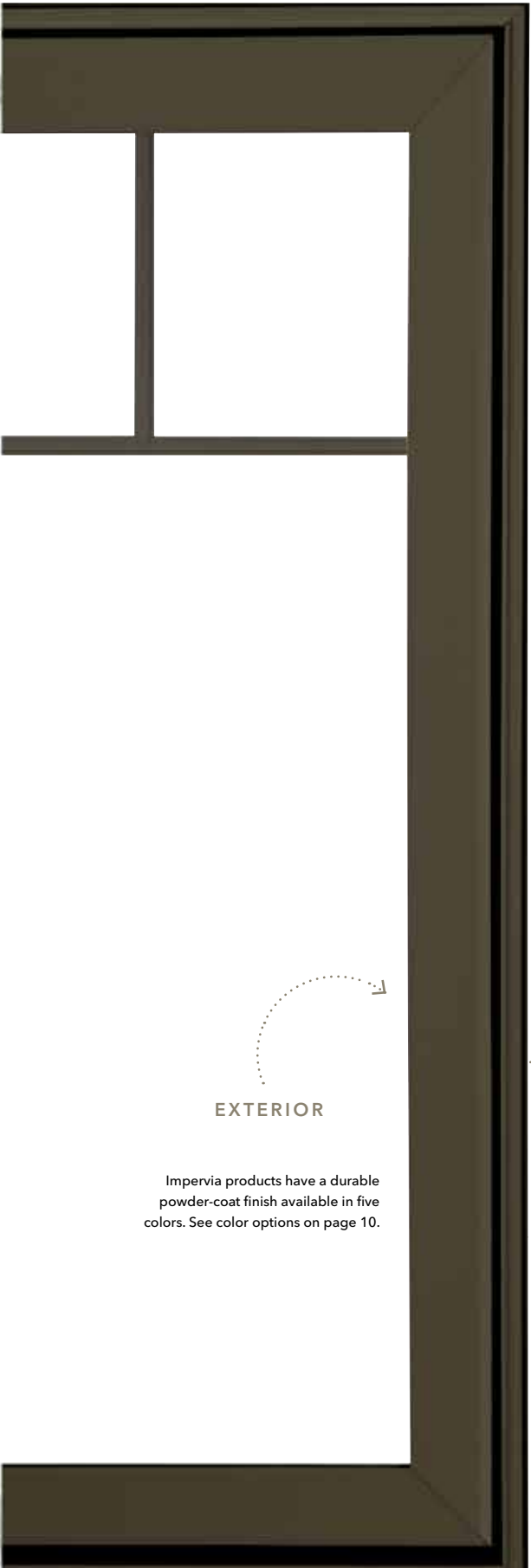
## Withstands high heat and subzero cold.

Duracast® material – Pella's patented, five-layer, engineered fiberglass composite – is ideally suited for all climates.




INTERIOR

Interior White is available with optional dual-color exterior, or choose the same color for the interior and exterior of your home. See color options on page 10.



**EXTERIOR**

Impervia products have a durable powder-coat finish available in five colors. See color options on page 10.



Backed by one of the best warranties in the business.

The Pella Limited Lifetime Warranty is nonprorated, meaning the coverages within the defined warranty periods do not decrease over time. See written limited warranty for details, including exceptions and limitations, at [pella.com/warranty](http://pella.com/warranty), or contact Pella Customer Service at 877-473-5527.

**Beauty that stands the test of time.**

Pella® Impervia® windows provide years of outstanding performance – and beauty that complements the look of your home inside and out.

Learn more about our fiberglass products:

[CHOOSEPELLA.COM/FIBERGLASS](http://CHOOSEPELLA.COM/FIBERGLASS)

# A fiberglass product that's just right for you.

## WINDOWS



### Sliding Windows

#### Easy operation.

Tandem nylon rollers are extra-durable and help ensure smooth openings and closings.

#### A tighter seal against the elements.

Pella's cam-action locks pull the sashes against the weatherstripping.

#### Simple to clean.

Sliding sash can be removed to clean exterior glass from inside your home.

### Casement and Awning Windows

#### Smooth openings and closings.

Stainless steel operating arms and hinges resist rust and corrosion.

#### Simple to operate.

SureLock® System secures the window in two places with one easy-to-reach handle.

#### More convenient handle design.

Fold-away handle won't get in the way of roomside window treatments.

#### A breeze to clean.

Easy-clean wash feature makes it simple to clean the exterior glass from inside your home.

### Double- and Single-Hung Windows

#### Easy operation.

Our advanced balance system helps ensure that your windows will open and close easily for years to come.

#### Strong protection against the weather.

Pella's cam-action locks pull the sashes tight against the weatherstripping.

#### Easier cleaning.

Opening sash tilts in<sup>1</sup> – making it easy to clean the exterior glass from inside your home.

For more information on Pella's window and patio door offering, see your local Pella sales representative or visit:

[CHOOSEPELLA.COM/OFFERING](http://CHOOSEPELLA.COM/OFFERING)



## Bay and Bow Windows

**The right fit for your home.**  
Choose between 30° and 45° bay windows and 4- and 5-unit casement bow windows. Standard and custom sizes and angles are available.

**Extra comfort and charm.**  
Options include beautiful birch and oak headboards and cozy insulated seatboards.

**Beautiful wood frames.**  
Bay and bow wood frames come unfinished, ready to be painted or stained.

## Combination, Fixed and Special Shape Windows

**Curves, angles and more.**  
Special Shape windows, made from fiberglass resin (non-Duracast® fiberglass composite), beautifully complement other Pella® Impervia® windows and patio doors.<sup>2</sup>

**A quality, seamless look.**  
Grille options are available to match other Pella Impervia products.

**More ways to express your style.**  
Factory-assembled window combinations allow you to create a stunning focal point in your home.

## Sliding Patio Doors

**Exceptional security.**  
Pella Impervia sliding patio doors with multipoint lock hardware have been awarded an ASTM Grade 40 security rating – the highest in the industry.

**Better draft protection.**  
Pella's unique design puts the sliding panel on the outside. So when the wind blows against it, it creates a tighter seal. Plus, the screen is protected from the elements.

**Easy to use.**  
The roller system on the sliding panel helps ensure easy openings and closings.

<sup>1</sup> Available on double-hung windows only.

<sup>2</sup> See your local Pella sales representative for details.

# Comfort in. Weather out.

Pella® products offer exceptional energy-efficient performance wherever you live.



## Glass at a glance.

Pella's InsulShield® Low-E Glass Collection<sup>1</sup> features our most innovative and energy-saving choices, designed for your specific needs.



### For many U.S. climates.

**GLASS TYPE: Advanced**  
Low-E Insulating Glass with Argon<sup>2</sup>

Unique Low-E technology delivers balanced insulation for cold winters and hot summers.



### For very hot, sunny climates.

**GLASS TYPE: SunDefense™**  
Low-E Insulating Glass with Argon<sup>2</sup>

Allows in visible light and provides a clear view, while helping to block the heat of the sun.

<sup>1</sup> Glass options can be upgraded to offer the benefits of our InsulShield Low-E Glass Collection. Glass options may vary per product. See specific product information for availability.

<sup>2</sup> Optional high-altitude Low-E insulating glass does not contain argon in most products. Please see your local Pella sales representative for more information.

<sup>3</sup> Some Pella products may not meet ENERGY STAR® certification in Canada. For more information, contact your local Pella sales representative or go to [nrcan.gc.ca/energy/products/categories/fenestration/13739](http://nrcan.gc.ca/energy/products/categories/fenestration/13739).

<sup>4</sup> Ranges are based on the average savings among homes in modeled cities. Actual savings will vary based on local climate conditions, utility rates and individual home characteristics. For more information on the benefits of ENERGY STAR certified windows and doors, go to [energystar.gov/products/building\\_products/residential\\_windows\\_doors\\_and\\_skylights/benefits](http://energystar.gov/products/building_products/residential_windows_doors_and_skylights/benefits).



For cold climates – like northern U.S. and Canada.

**GLASS TYPE: NaturalSun**  
Low-E Insulating Glass with Argon<sup>2</sup>

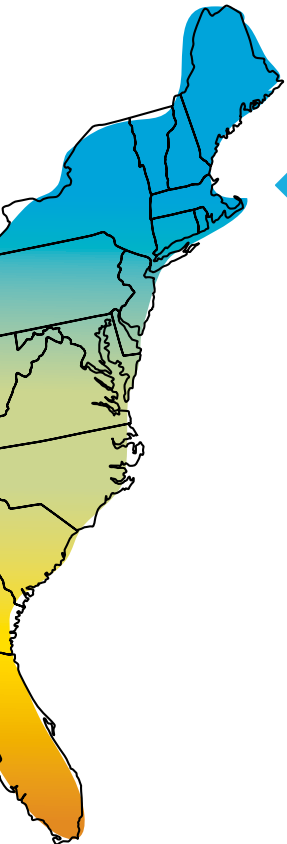
Allows the sun's heat to flow in and warm your home, while providing excellent insulation from the cold.



For northern U.S. climates.

**GLASS TYPE: AdvancedComfort**  
Low-E Insulating Glass with Argon<sup>2</sup>

Unique Low-E technology delivers balanced insulation for colder winters and moderate summers.



Helping you save on heating and cooling costs.




Installing ENERGY STAR® certified windows and doors can lower energy costs.<sup>3</sup> With more efficient windows, you can also use less energy, which reduces greenhouse gas emissions from power plants.

For a typical home, when replacing single-pane windows with ENERGY STAR certified windows, you can save on average:

\$101 to  
\$583 per year

And 1,006 to 6,205 pounds of carbon dioxide (CO<sub>2</sub>), which is equivalent to 51 to 317 gallons of gasoline a year.<sup>4</sup>



Available on most Pella® products.

More panes, more gains. Many older homes have single-pane windows, which can lead to higher heating and cooling costs and drafty interiors. Multiple panes of glass create an air chamber that can dramatically increase energy efficiency and comfort.

## Glass for a wide range of needs.

In addition to exceptional energy efficiency, you'll find great glass options that help with privacy, glare and noise control.

For more information on glass, see your local Pella sales representative or visit:

[CHOOSEPELLA.COM/GLASS](http://CHOOSEPELLA.COM/GLASS)

# Features and options.

## FRAME COLORS

Pella® Impervia® products feature a durable powder-coat paint finish. Optional dual colors allow you to choose a different color for the exterior.



White

Tan

Morning Sky Gray



Brown



Black

### Dual-Color Frames



White Interior with  
Tan Exterior



White Interior with  
Morning Sky Gray Exterior



White Interior with  
Brown Exterior



White Interior with  
Black Exterior

## SCREENS<sup>1</sup>

Improve your view and let in more light and fresh air with your choice of innovative screens from Pella.



## HARDWARE STYLES

Find beauty and function in Pella's innovative, easy-to-operate hardware styles.



Casement Crank



Cam-Action Sash Lock



Sliding Patio  
Door Handle


## HARDWARE FINISHES

Choose from today's most popular decorative finishes to coordinate with other finishes in your home.

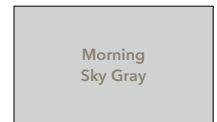
### Color-Matched Window and Sliding Patio Door Finishes




White



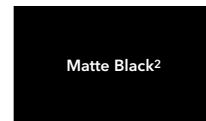
Tan



Morning  
Sky Gray




Brown



Matte Black<sup>2</sup>

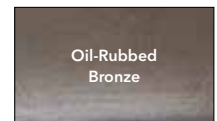
### Additional Window and Sliding Patio Door Finishes



Bright Brass

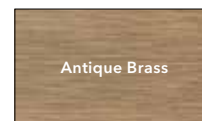


Satin Nickel




Oil-Rubbed  
Bronze

### Sliding Patio Doors Only



Antique Brass




Chrome

# fiberglass window and patio door DESIGN GUIDE

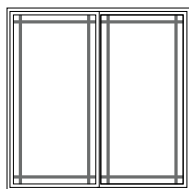
WINDOWS  
SLIDING PATIO  
DOORS

## GRILLE PATTERNS<sup>3</sup>

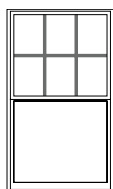
A variety of grille patterns for the look of divided light.  
Custom patterns are also available.



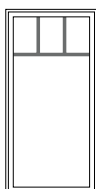
6-Lite Prairie



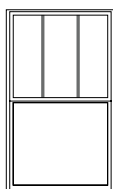
9-Lite Prairie



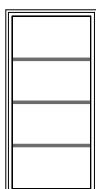
Traditional



Top Row



Special



Custom (equally divided)  
Additional patterns available.

## COLOR-MATCHED

## GRILLES-BETWEEN-THE-GLASS<sup>4</sup>

Grilles are color-matched to your window or patio  
door interior and exterior frame color.



3/4" Aluminum  
Grilles-Between-the-Glass

## GLASS

### INSULSHIELD® LOW-E GLASS COLLECTION<sup>1,2</sup>



|  |   |   |
|--|---|---|
| Advanced Low-E insulating double-pane glass with argon         | O | O |
| Advanced Comfort Low-E insulating double-pane glass with argon | O | O |
| Natural Sun Low-E insulating double-pane glass with argon      | O | O |
| SunDefense™ Low-E insulating double-pane glass with argon      | O | O |

### ADDITIONAL GLASS OPTIONS

|  |   |   |
|--|---|---|
| Clear insulating glass   | S | S |
| Tempered glass   | O | S |
| Laminated (non-impact resistant) <sup>3</sup> , tinted <sup>3,4</sup> or obscure glass | O | O |
| STC-improved double-pane sound control glass <sup>2,3</sup>                            | O | O |

<sup>1</sup> See pages 8 - 9 for details. <sup>2</sup> Optional high-altitude Low-E insulating glass available with or without argon. <sup>3</sup> Available Fall 2017.  
<sup>4</sup> Available with Advanced Low-E insulating glass with argon with Bronze, Gray or Green tint on select products.

## FRAME COLORS (INTERIOR/EXTERIOR)

### DURABLE POWDER-COAT PAINT OPTIONS\*

|   |   |   |
|---|---|---|
| White   | S | S |
| Tan, Morning Sky Gray, Brown or Black   | O | O |
| Dual-Color (White interior with Tan, Morning Sky Gray, Brown or Black exterior) | O | O |

\* See page 10 for finish colors.

## HARDWARE<sup>1</sup>

### FINISHES<sup>1</sup>

|   |   |   |
|---|---|---|
| White   | S | S |
| Tan, Morning Sky Gray, Brown or Matte Black <sup>2</sup> (to match interior finish) | O | O |
| Bright Brass, Satin Nickel or Oil-Rubbed Bronze                                     | O | O |
| Antique Brass or Chrome   | - | O |

<sup>1</sup> See hardware styles and finishes on page 10. <sup>2</sup> Update from Black to Matte Black hardware in Fall 2017.

## FOOTBOLT

|  |   |   |
|--|---|---|
| Holds door open about 3" for ventilation | - | S |
|--|---|---|

## EASY-CLEAN

|  |   |   |
|--|---|---|
| Easy to clean exterior glass from inside | S | - |
|--|---|---|

## GRILLES-BETWEEN-THE-GLASS\*

|   |   |   |
|---|---|---|
| Aluminum grilles-between-the-glass (matched to frame color) | O | O |
|---|---|---|

\* Appearance of exterior grille color may vary depending on the Low-E insulating glass selection. See grilles and grille patterns at left.

## GRILLE PATTERNS\*

|                          |   |   |
|--------------------------|---|---|
| 6-Lite Prairie           | O | O |
| 9-Lite Prairie           | O | O |
| Traditional              | O | O |
| Top Row                  | O | O |
| Special                  | O | O |
| Custom (equally divided) | O | O |

\* Grille patterns offered may vary per product. See specific product information for availability.

## SCREENS\*

|                                |   |   |
|--------------------------------|---|---|
| Conventional fiberglass screen | S | S |
| InView™ screen                 | O | O |

\* ⚠ WARNING: Screen will not stop child or pet from falling out of window or door. Keep child or pet away from open window or door.

## WARRANTY



|                            |   |   |
|----------------------------|---|---|
| Limited Lifetime Warranty* | S | S |
|----------------------------|---|---|

\* See written limited warranty for details, including exceptions and limitations, at [pella.com/warranty](http://pella.com/warranty), or contact Pella Customer Service at 877-473-5527.

(S) Standard (O) Optional

Because we're always working to further refine our products and develop new ones, specifications may change without notice. Actual products may vary slightly from illustrations and photos. See a Pella sales representative for specific details and options available.

<sup>1</sup> ⚠ WARNING: Screen will not stop child or pet from falling out of window or door. Keep child or pet away from open window or door.

<sup>2</sup> Update from Black to Matte Black hardware in Fall 2017.

<sup>3</sup> Grille patterns offered may vary per product. See specific product information for availability.

<sup>4</sup> Appearance of exterior grille color may vary depending on the Low-E insulating glass selection.





VIEWED TO BE THE BEST.®

Want to learn more about Pella® windows and doors? Call us at **866-209-4260** or visit [pella.com](http://pella.com).



Always read the Pella limited warranties before purchasing or installing Pella products. See written limited warranty for details, including exceptions and limitations, at [pella.com/warranty](http://pella.com/warranty), or contact Pella Customer Service at 877-473-5527.



Pella Corporation is a proud volunteer partner in the U.S. Environmental Protection Agency and the Department of Energy's ENERGY STAR® program to promote the use of high-efficiency products.

Connect with Pella:

