



PELLA[®]

Designer Series[®]

WOOD WINDOWS AND PATIO DOORS WITH
MORE WAYS TO EXPRESS YOUR STYLE





Imagine
the possibilities.



More decorative style choices. Pella® Designer Series® windows and patio doors give you less to worry about and more ways to bring style into your home. And that's just the start. Designer Series between-the-glass blinds and shades are available motorized with Pella Insynctive® technology so they can be raised and lowered at the touch of a button.



Pella windows and patio doors offer the energy-efficient options that will meet or exceed ENERGY STAR® certification in all 50 states.*



* Some Pella products may not meet ENERGY STAR certification in Canada. For more information, contact your local Pella sales representative or go to nrcan.gc.ca/energy/products/categories/fenestration/13739.

Redefine your room.

Smart living.

Designer Series® between-the-glass blinds and shades are available motorized with Pella® Insynctive® technology so they can be raised and lowered at the touch of a button.

Carefree views.

Blinds or shades tucked between panes of glass are protected from dust, damage, pets and inquisitive little hands.

Design your own window or patio door with the Pella Product Designer:

CHOOSEPELLA.COM/DESIGN



Style that snaps.

Exclusive snap-in technology lets you instantly transform the look of your space and style your windows with ease.

Find your look.

Our blinds and shades come in a wide selection of colors and fabrics, so you can find a look that fits your home.

Breathe easy.

Windows with ordinary roomside blinds accumulate 10 times more of certain airborne allergens than Pella® Designer Series® windows with between-the-glass blinds.*

* Based on data from research conducted by the Department of Occupational and Environmental Health at The University of Iowa.

Beauty that lasts.

Choose Pella® Designer Series® wood windows and patio doors not only for their beauty, inside and out, but also for their low-maintenance features, energy efficiency and exceptional performance.



Exceptional energy-saving system.

Pella Designer Series windows and patio doors with triple-pane glass are 53% - 74% more energy-efficient than single-pane windows¹ and block 86% of the sun's fading UV rays.

EnduraGuard® wood protection.

A proven immersion-treatment method will help ensure Pella wood windows and patio doors look and perform beautifully for years, protected against the effects of moisture, decay, stains from mold and mildew – as well as termite damage.



Pella EnduraGuard wood protection.



Pella's casement window after 7 months of exposure to moisture.²



Competitor's pressure-treated wood.



Stain mold present after 7 months of field-testing a competitor's pressure-treated wood.²



A cleaner, safer home.

Spend less time cleaning blinds, shades and grilles that are protected from dust, damage and inquisitive little hands. And with cordless blinds and shades, your home is safer for children and pets.





Motorize your blinds and shades.

Pella® Insynctive® technology can raise and lower your Designer Series® between-the-glass blinds and shades for more control over your home's comfort via a remote control or with a smart device synced with a compatible home automation system.³

Factory-installed security sensors.

With built-in Pella Insynctive security sensors, know at a glance if your windows and patio doors are closed and locked. Sensors can be built directly into your windows and patio doors, hidden from view, so your Designer Series products can maintain their aesthetic beauty.


Learn more at Pella.com/Insynctive.

Virtually unlimited custom exterior colors.

EnduraClad® low-maintenance exterior finish.


Our strong wood frames with aluminum-clad exteriors arrive with the added protection of our durable EnduraClad finish in the color of your choice. The finish resists fading and helps protect the exterior for years.



 Pella aluminum-clad exterior.



 Old wood exterior.



¹ Improved window energy efficiency calculated in a computer simulation using RESFEN 5.0 default parameters for a 2,000-square-foot existing single-story home when comparing a Pella Designer Series wood window with InsulShield® Advanced Low-E triple-pane glass with argon to a single-pane wood or vinyl window. For more details, see pella.com/methodology.

² For testing purposes, the seal between the bottom rail and the glass was compromised in both casement units tested.

³ For a list of compatible home automation systems, visit Pella.com/Insynctive.

A wood product that's just right for you.

WINDOWS



Casement and Awning Windows

Smooth openings and closings.
Stainless steel operating arms and hinges resist rust and corrosion.

Simple to operate.
Unison Lock System secures the window in two places with one easy-to-reach handle.

More convenient handle design.
Fold-away crank won't get in the way of roomside window treatments.

Simple to clean.
Easy-clean wash feature makes it simple to clean the exterior glass from inside your home.

Double-Hung Windows

Smooth opening and closing.
Our Advanced Balance System helps ensure that your window will open and close easily for years to come.

Strong protection against the weather.
Pella's cam-action locks pull the sashes tight against the weatherstripping.

Easier cleaning.
Opening sash tilts in – making it easy to clean the exterior glass from inside your home.

Bay and Bow Windows

Added character and space.
Bay and bow windows feature high-quality stain-grade birch headboards and seatboards.

More light and view.
Combine a fixed window with windows that open and close to expand your view outdoors.

A stunning focal point.
Factory-assembled window combinations allow you to create a look that's all your own.

PATIO DOORS



Combination, Fixed, Special Shape Windows

Curves and angles.

Special Shape windows add architectural interest and natural light.

A quality, seamless look.

Grille options are available to match other Pella® products.

More ways to express your style.

Virtually limitless combinations allow you to create a stunning focal point in your home.

Sliding Patio Doors

Added peace of mind.

Advanced multipoint locking system secures the door at the top and bottom for added security.

Better draft protection.

Pella's unique design puts the sliding panel on the outside. So when the wind blows against it, it creates a tighter seal.

More light.

Optional Rolscreen® retractable patio door screen* rolls away and out of sight, allowing more sunlight in than an ordinary screen.

Expand outdoor connections.

Pella® Scenescape™ bifold, multi-slide and lift-and-slide patio doors create a panoramic view that makes entertaining a breeze.

Hinged Patio Doors

Stunning design and functionality.

Choose from two movable doors that swing open from the center, one movable door with one fixed door, or the simple elegance of a single door.

Advanced protection.

Pella's PerformaSeal® design on in-swing patio doors creates a weathertight seal that helps block out harsh weather.

More fresh air.

Optional hinged screen doors are available to match your patio door's EnduraClad® exterior finish color and feature Pella's high-transparency InView™ screen.*

For more information on Pella's Designer Series® offering, see your local Pella sales representative or visit:

PELLA.COM/DESIGNER-SERIES

* ⚠ WARNING: Screen will not stop child or pet from falling out of window or door. Keep child or pet away from open window or door.

Comfort in. Weather out.

Pella® products offer exceptional energy-efficient performance wherever you live.

Glass at a glance.

Pella's InsulShield® Low-E Glass Collection¹ features our most innovative and energy-saving choices, designed for your specific needs.



For many U.S. climates.

GLASS TYPE: Advanced
Low-E Insulating Glass with Argon²

Unique Low-E technology delivers balanced insulation for cold winters and hot summers.



For very hot, sunny climates.

GLASS TYPE: SunDefense™
Low-E Insulating Glass with Argon²

Allows in visible light and provides a clear view, while helping to block the heat of the sun.



¹ Glass options can be upgraded to offer the benefits of our InsulShield Low-E Glass Collection. Glass options may vary per product. See specific product information for availability.

² Optional high-altitude Low-E insulating glass does not contain argon in most products. Please see your local Pella sales representative for more information.

³ Some Pella products may not meet ENERGY STAR® certification in Canada. For more information, contact your local Pella sales representative or go to nrcan.gc.ca/energy/products/categories/fenestration/13739.

⁴ Ranges are based on the average savings among homes in modeled cities. Actual savings will vary based on local climate conditions, utility rates and individual home characteristics. For more information, go to energystar.gov/products/building_products/residential_windows_doors_and_skylights/benefits.

For cold climates – like northern U.S. and Canada.

GLASS TYPE: NaturalSun
Low-E Insulating Glass with Argon²


Allows the sun's heat to flow in and warm your home, while providing excellent insulation from the cold.



For northern U.S. climates.

GLASS TYPE: AdvancedComfort
Low-E Insulating Glass with Argon²

Unique Low-E technology delivers balanced insulation for colder winters and moderate summers.




Helping you save on heating and cooling costs.

Installing ENERGY STAR® certified windows and patio doors can lower energy costs.³ With more efficient windows and doors, you can also use less energy, which reduces greenhouse gas emissions from power plants.

For a typical home, choose ENERGY STAR and save on average:

\$101 to
\$583 per year

And 1,006 to 6,205 pounds of carbon dioxide (CO₂), which is equivalent to 51 to 317 gallons of gasoline a year when replacing single-pane windows and patio doors.⁴



Standard on Designer Series® windows and patio doors.

More panes, more gains. Many older homes have single-pane windows, which can lead to higher heating and cooling costs and drafty interiors. Multiple panes of glass create an air chamber that can dramatically increase energy efficiency and comfort.

Glass for a wide range of needs.

In addition to exceptional energy efficiency, you'll find great glass options that help with privacy, glare and noise control.


For more information on glass, see your local Pella sales representative or visit:

CHOOSEPELLA.COM/GLASS

Features and options.

SNAP-IN BETWEEN-THE-GLASS SLIMSHADE® ALUMINUM BLINDS


Can be pulled up for an unobstructed view or simply tilted to let in just the right amount of light.



Blinds and shades available motorized with Pella® Insynctive® technology. Learn more at Pella.com/Insynctive.

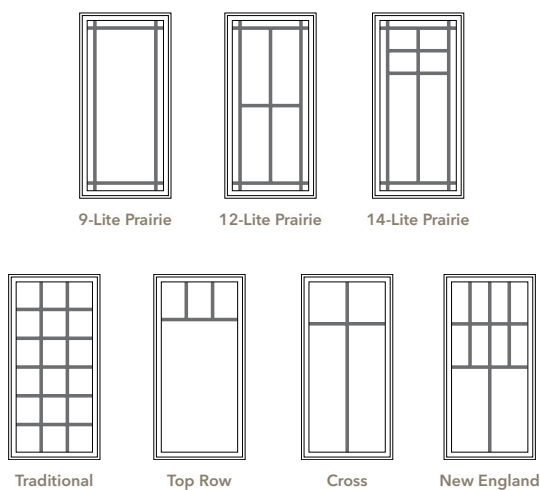
SNAP-IN BETWEEN-THE-GLASS FABRIC CELLULAR SHADES

All fabric shades feature a white exterior fabric for a uniform look from the street.



GRILLE PATTERNS¹

A variety of grille patterns for the traditional look of divided light. Custom patterns are also available.



CELLULAR SHADES FUNCTIONALITY

Choose either bottom-up or top-down functionality with snap-in between-the-glass fabric cellular shades.



¹ Grille patterns offered may vary per product. See specific product information for availability.

² Monitor windows and patio doors with the Insynctive Status Indicator or a compatible home automation system via the Insynctive Bridge. For a list of compatible home automation systems, visit Pella.com/Insynctive.

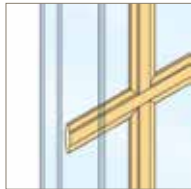
³ ⚠ WARNING: Screen will not stop child or pet from falling out of window or door. Keep child or pet away from open window or door.

Learn more about wood features and options at:

CHOOSEPELLA.COM/OPTIONS

REMOVABLE BETWEEN-THE-GLASS GRILLES

Removable between-the-glass grilles create the classic look of individual windowpanes.



3/4" Removable Between-the-Glass

CHANGING DESIGNER SERIES® WINDOW FASHIONS

Changing your blinds, shades or grilles is easier than you've ever imagined. Just open the hinged glass panel, snap in your window fashions, then close the glass panel and secure it with a click.



Changing snap-in between-the-glass blinds or shades.




Changing between-the-glass grilles.

SECURITY SENSORS²



Choose optional built-in security sensors powered by Insynctive® technology so you know at a glance if your windows and patio doors are closed and locked.



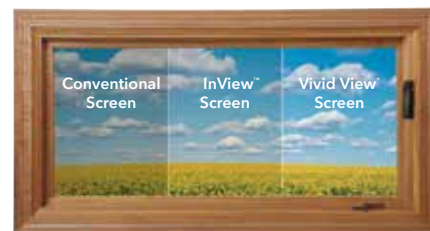
Learn more at Pella.com/Insynctive.

SCREENS³

Improve your view and let in more light and fresh air with your choice of innovative screens from Pella.



Rolscreen® retractable screens roll out of sight when not in use. Available on casement windows and sliding patio doors.

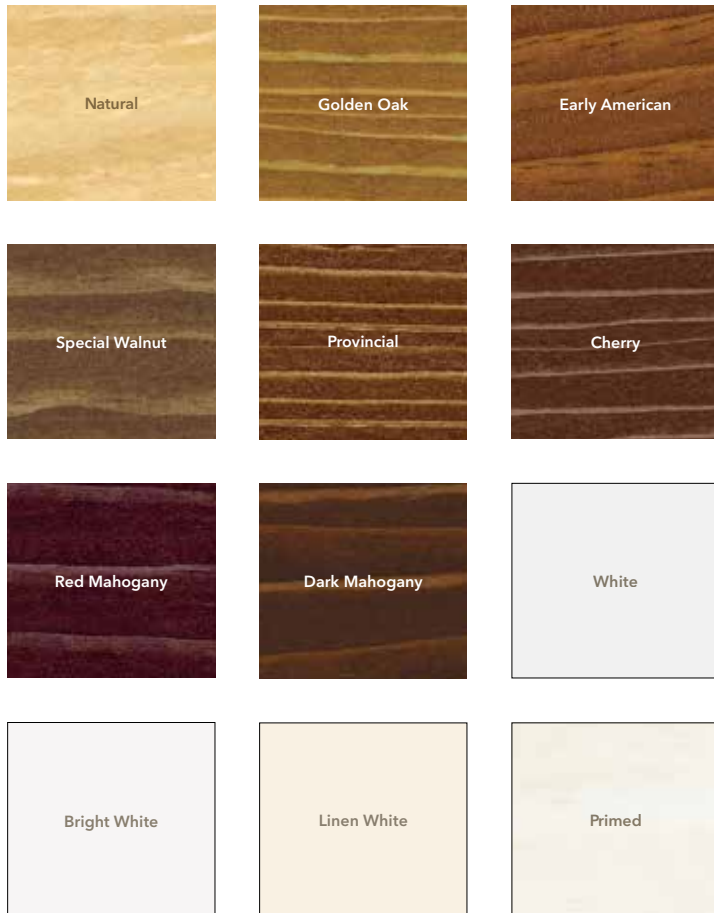


InView screens are clearer than conventional fiberglass screens and come standard on Designer Series® wood products. Vivid View screens provide the crispest, sharpest view and are an option on Designer Series wood windows.

Features and options.

PREFINISHED PINE INTERIORS

The interior of all Pella® pine windows and patio doors can arrive prefinished in your choice of eight stain colors to complement your home. Three prefinished paint colors or primed, ready-to-paint interiors are also available.



HARDWARE STYLES

Find beauty and function in Pella's innovative, easy-to-operate hardware styles.



ALUMINUM-CLAD EXTERIORS

Beautifully durable, Pella's low-maintenance EnduraClad® exterior finish resists fading and helps protect your windows and patio doors for years.



wood window and patio door DESIGN GUIDE

HARDWARE FINISHES

Choose from today's most popular decorative finishes to coordinate with other finishes in your home.



*On hinged patio doors, Endura Hardware Collection offers a 10-year warranty. See written warranty for complete details at pella.com/warranty.

GLASS

INSULSHIELD® LOW-E GLASS COLLECTION*



Advanced Low-E insulating triple-pane glass with argon	S
AdvancedComfort Low-E insulating triple-pane glass with argon	O
NaturalSun Low-E insulating triple-pane glass with argon	O
SunDefense™ Low-E insulating triple-pane glass with argon	O

ADDITIONAL GLASS OPTIONS

Tempered glass	O
Laminated (non-impact-resistant), tinted and obscure glass also available on select products	O

* See glass information on pages 10-11 for details.

PINE INTERIORS

Unfinished	S
Primed, ready to finish ¹	O
Prefinished stain or paint ²	O

¹ See page 14 for finishes.

EXTERIORS

EXTERIOR FINISHES

Aluminum-clad with EnduraClad ¹ protective finish ¹	S
Aluminum-clad with EnduraClad Plus protective finish ²	O

EXTERIOR TRIM

EnduraClad factory-applied trim ¹	S
27 standard colors ²	S
Virtually unlimited custom colors	O

¹ EnduraClad colors are shown on the bottom of this page.

² EnduraClad Plus is not available with all colors. See your local Pella sales representative for availability.

HARDWARE FINISHES¹

Champagne, White, Brown or Matte Black	S
Bright Brass ² , Satin Nickel ² or Oil-Rubbed Bronze	O

¹ Hardware finish colors and styles are shown on this page.

² On hinged patio doors, Endura Hardware Collection offers a 10-year warranty. See written warranty for complete details at pella.com/warranty.

REMOVABLE BETWEEN-THE-GLASS GRILLES¹

Snap-in between-the-glass-grilles	O
-----------------------------------	---

* See page 12 for grille styles. Finishes match interior frame and exterior clad color.

SCREENS¹

InView™ screen	S
Vivid View™ high-transparency screen (windows only)	O
Rolscreen™ retractable screen ²	O
Exterior screen door (matches exterior color, available on in-swing hinged patio doors only)	O
Self-closing top-hung screen door (sliding patio doors only)	O

¹ ⚠ WARNING: Screen will not stop child or pet from falling out of window or door. Keep child or pet away from open window or door.

² Casement windows and sliding patio doors only.

BETWEEN-THE-GLASS BLINDS OR SHADES¹

Snap-in Slimshade™ blinds or fabric cellular shades	O
Motorized blinds or shades powered by Pella™ Insynctive™ technology ²	O

¹ See blind and shade colors on page 12.

² Not available on tilt-only blinds.

FACTORY-INSTALLED SECURITY SENSORS

Built-in Insynctive technology security sensors	O
---	---

(S) Standard (O) Optional

See a Pella professional for specific details and additional options available. Some features are part of our standard offering; not all options are available on all product lines or styles.



Learn more about wood features and options:

CHOOSEPELLA.COM/OPTIONS



VIEWED TO BE THE BEST.®

Want to learn more about Pella® windows and patio doors? Call us at **866-209-4260** or visit pella.com.



Always read the Pella limited warranties before purchasing or installing Pella products. See written warranties for complete details at pella.com/warranty.



Pella Corporation is a proud volunteer partner in the U.S. Environmental Protection Agency and the Department of Energy's ENERGY STAR® program to promote the use of high-efficiency products.



Connect with Pella:

