



PELLA[®]

Architect Series[®]

TRADITIONAL AND CONTEMPORARY
WOOD WINDOWS AND PATIO DOORS



A modern tradition.

It's the place you long for at the end of the day. Your sanctuary. It's a showplace that you love to share with family and friends. Whatever you envision your home to be – calling for the fine, thoughtful details of our traditional styling or the clean, smart lines of our contemporary products – Architect Series® windows and patio doors are artfully designed in harmony with your view.



Because we're always working to further refine our products and develop new ones, specifications may change without notice. Actual products may vary slightly from illustrations and photos. Due to printing limitations, actual colors may vary from those shown.

Traditional windows and doors for a timeless look.



Simple sophistication with a modern edge.

FOR THE CHOOSING 4 - 9

WHY WOOD?
FIND YOUR TYPE
COMFORT IN. WEATHER OUT.

ARCHITECT SERIES® TRADITIONAL 10 - 11

THOUGHTFUL DESIGN

ARCHITECT SERIES CONTEMPORARY 12 - 13

ULTIMATE VIEWS

FEATURES AND OPTIONS 14 - 19

CUSTOM-CRAFTED VIEWS
BEAUTIFULLY FUNCTIONAL HARDWARE
IMPECCABLY COORDINATED

Why Wood?

Pella® Architect Series® wood windows and patio doors give you more options when it comes to style, low-maintenance features and customization flexibility. Choose traditional or contemporary styles in beautiful wood species, glass options designed for your lifestyle and superb performance features – all backed by some of the best warranties in the industry.

TRADITIONAL



Protect your investment.

Advantage Plus protection system helps Pella's doors stand up to the elements and stay looking great longer. This system includes:

Low-maintenance exterior frame. Our durable low-maintenance aluminum exterior door frames feature our EnduraClad® finish that resists fading and provides years of protection.

Rot-resistant design. Pella's low sill is convenient and helps prevent water from entering the home.

Exclusive PerformaSeal® technology. Featuring our exclusive weathertight seal technology, this provides exceptional energy efficiency and helps block out the damaging effects of extreme wind and rain.



CONTEMPORARY

Seals tight and locks easily.

Architect Series® casement windows feature the SureLock® System that reaches out to pull the window sash against the weatherstripping to form a tight seal against drafts, making them more energy-efficient. Plus, Pella's patented Unison Lock System secures casement and awning windows in two places with a single, easy-to-reach handle.




Lasting beauty.

EnduraGuard® wood protection offers advanced protection against the effects of moisture, decay, stains from mold and mildew – as well as termite damage. This proven immersion-treatment method will help ensure that Pella® wood windows and patio doors look and perform beautifully for years.




Pella EnduraGuard wood protection.



Pella's casement window after 7 months of exposure to moisture.*



Competitor's pressure-treated wood.



Stain mold present after 7 months of field-testing a competitor's pressure-treated wood.*



The confidence of added protection.

Pella products are backed by some of the strongest warranties in the business. See written limited warranty for details, including exceptions and limitations, at pella.com/warranty.

*For testing purposes, the seal between the bottom rail and the glass was compromised in both casement units tested.

Find your type.

WINDOWS



Casement and Awning Windows

Nothing between you and your view. Open and close with the turn of a handle – great for spots that are difficult to reach.

Years of smooth openings and closings. Stainless steel operating arms and hinges resist rust and corrosion.

More convenient handle design. Fold-away handle won't get in the way of window treatments.

Easier cleaning. Easy-clean wash feature makes it simple to clean the exterior glass from inside your home.

Double-Hung and Single-Hung Windows*

Traditional and practical. The sashes on double- and single-hung windows slide open and closed vertically, providing efficient ventilation.

Years of smooth, easy operation. Our balance systems help ensure your windows will open and close easily for years.

A tight seal against the elements. Pella's cam-action locks pull the sashes against the weatherstripping.

Easier cleaning. Opening sashes tilt in – making it easy to clean the exterior glass from inside your home.

Fixed and Special Shape Windows

Virtually endless design possibilities. Special Shape windows are available in curves and angles to add architectural interest and natural light.*

Create a custom design. Assembling a combination of fixed windows makes a contemporary design statement.

A quality, seamless look. Special Shape windows are available with grille options to match other Pella® windows and doors.

For more information on Pella's window and patio door offering, see your local Pella sales representative or visit:

CHOOSEPELLA.COM/OFFERING



Sliding Patio Doors

A precise fit.
Maximize your floor space with sliding patio doors – since they don't swing, you can place furniture nearby.

Smooth operation for years.
Stainless steel track and adjustable dual rollers allow the panel to glide easily.

Better draft protection.
Pella's unique design on Architect Series® doors puts the sliding panel on the outside. When the wind blows against it, it creates a tighter seal and the screen is protected.

Hinged Patio Doors

Stunning design
and functional passages.
Choose from single or double in-swing or out-swing doors.

Extra security.
Pella's advanced multipoint locking system secures the door at the top, middle and bottom for more peace of mind.

Bring the outside in.
Hinged patio doors draw the eye outdoors and highlight your yard, patio or deck.

Scenescape™ Patio Doors*

Expand your horizons.
Our multipanel patio doors accommodate a range of designs that create breathtaking scenic views.

Invite the outdoors in.
Capture a wide-open view with patio door panels that can tuck out of sight within a wall pocket or stack together to blur the lines of indoor and outdoor living.

Transform your room
in a breeze.
Lift-and-slide panels are lifted off the track with a turn of the handle, allowing the panels to roll open or closed.

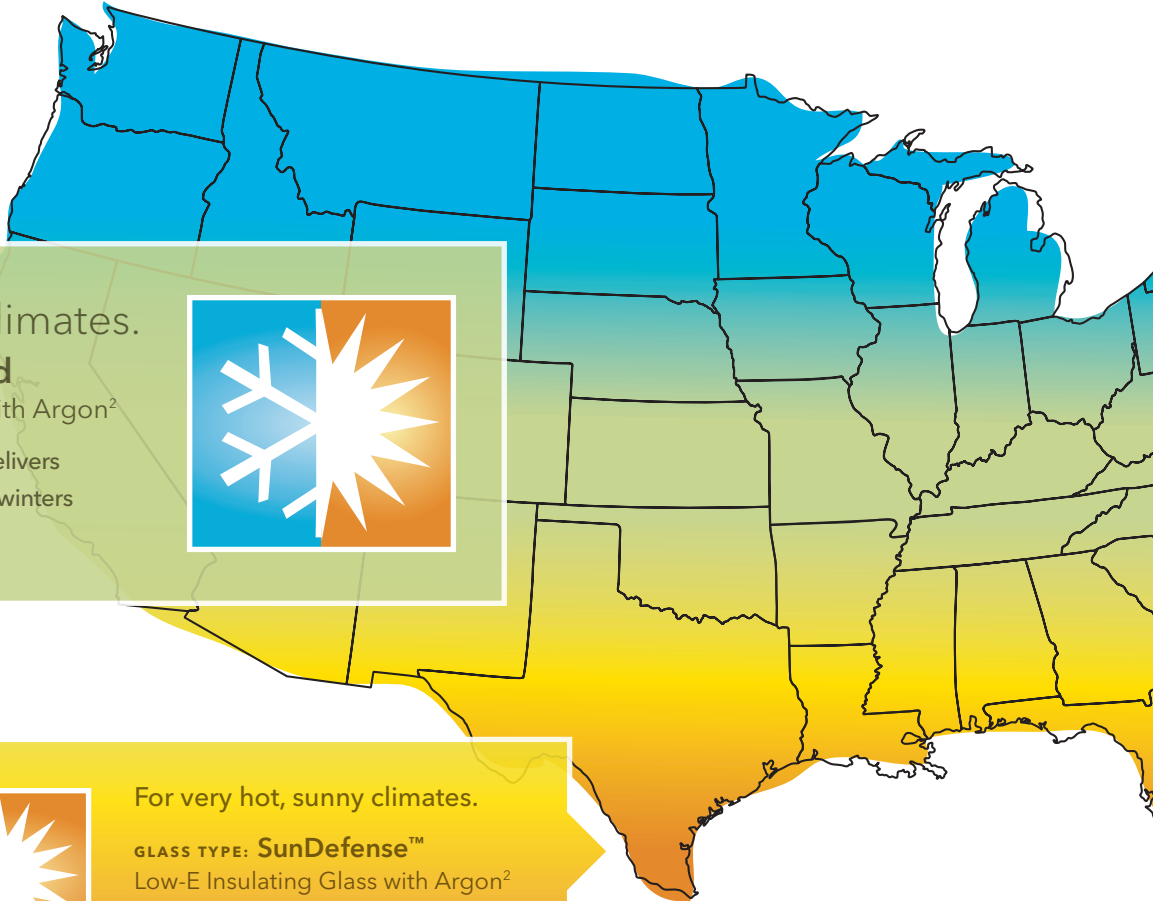
Comfort in. Weather out.

Pella® products offer exceptional energy-efficient performance wherever you live.



Glass at a glance.

Pella's InsulShield® Low-E Glass Collection¹ features our most innovative and energy-saving choices, designed for your specific needs.



For many U.S. climates.

GLASS TYPE: Advanced
Low-E Insulating Glass with Argon²

Unique Low-E technology delivers balanced insulation for cold winters and hot summers.



For very hot, sunny climates.

GLASS TYPE: SunDefense™
Low-E Insulating Glass with Argon²

Allows in visible light and provides a clear view, while helping to block the heat of the sun.



For more information on glass, see your local Pella sales representative or visit:

CHOOSEPELLA.COM/GLASS

For cold climates – like northern U.S. and Canada.

GLASS TYPE: NaturalSun
Low-E Insulating Glass with Argon²

Allows the sun's heat to flow in and warm your home, while providing excellent insulation from the cold.



For Northern U.S. climates.

GLASS TYPE: AdvancedComfort
Low-E Insulating Glass with Argon²

Unique Low-E technology delivers balanced insulation for colder winters and moderate summers.



Improved safety and security.

Added protection against intruders. Pella's HurricaneShield[®] impact-resistant glass⁵ offers protection from flying debris and added security against intruders. The interlayer cannot be easily penetrated, even if the glass is shattered – helping to prevent forced entry.




Helping you save on heating and cooling costs.

Installing ENERGY STAR[®] certified windows and doors can lower energy costs.³ With more efficient windows, you can also use less energy, which reduces greenhouse gas emissions from power plants.

For a typical home, when replacing single-pane windows with ENERGY STAR certified windows, you can save on average:


\$101 to
\$583 per year

And 1,006 – 6,205 pounds of carbon dioxide (CO₂), which is equivalent to 51 to 317 gallons of gasoline a year.⁴



2 panes

Available on most Pella[®] products.



3 panes

Available on select windows and patio doors.

More panes, more gains. Many older homes have single-pane windows, which can lead to higher heating and cooling costs and drafty interiors. Multiple panes of glass create an air chamber that can dramatically increase energy efficiency and comfort.



¹ Glass options can be upgraded to offer the benefits of our InsulShield[®] Low-E Glass Collection. Glass options may vary per product. See specific product information for availability.

² Optional high-altitude Low-E insulating glass does not contain argon in most products. Please see your local Pella sales representative for more information.

³ Some Pella products may not meet ENERGY STAR certification in Canada. For more information, contact your local Pella sales representative or go to nrcan.gc.ca/energy/products/categories/fenestration/13739.

⁴ Ranges are based on the average savings among homes in modeled cities. Actual savings will vary based on local climate conditions, utility rates and individual home characteristics. For more information on the benefits of ENERGY STAR certified windows and doors, go to energystar.gov/products/building_products/residential_windows_doors_and_skylights/benefits.

⁵ Pella's impact-resistant glass in HurricaneShield products is made up of a sheet of standard or tempered glass combined with a sheet of laminated glass. For best performance, the laminated glass may be in the interior or exterior pane of insulating glass, depending on the product.

TRADITIONAL

Thoughtful design.





With more than 25 years of expertise behind their design, Pella® Architect Series® traditional products offer the classic style you love. In an elegant expression of the window-crafting art, these wood windows and patio doors feature fine-furniture detailing and beauty to welcome you home.



Timeless Style

Pella Architect Series traditional products are crafted to exemplify the classic Americana aesthetic. Designed with intricate details like Ogee profiles and spoon-lock hardware, these windows and doors stand the test of time.



Natural Beauty

Pella believes nothing man can create rivals the beauty of wood. That's why Pella wood windows and doors are designed to simply harness the earth's handiwork. No two pieces of wood are identical, so every traditional window and patio door is one of a kind.

Get more ideas and inspiration:

CHOOSEPELLA.COM/TRADITIONAL

CONTEMPORARY

Ultimate views.





Sleek from sash to frame. Pella® Architect Series® contemporary wood windows and patio doors are the ultimate view of modern style. Products can arrive unfinished; or choose from a wide variety of prefinished paint or stain colors – including Black – to create the sophisticated space you envisioned.



Inside Out

Pella's contemporary offering helps balance exposure to the outside with maintaining comfort inside. Our windows feature expansive glass without compromising on energy efficiency.



Minimalist Finishes

Exclusive, patent-pending hardware enhances the clean, modern look while options like Black stain transform your window into a design statement.

Get more ideas and inspiration:

[CHOOSEPELLA.COM/CONTEMPORARY](https://www.choosepella.com/contemporary)

Custom-crafted VIEWS.

Spectacular shapes and sizes.

Customize your Architect Series® window or patio door to fit your home's aesthetic. Create a pleasing symmetry by choosing windows or doors with angled or curved frames that mirror the lines of other architectural details in your home.




Stylish grilles.

Whether you prefer a traditional or modern look, Pella has grille styles to match your aesthetic. Choose Ogee or Putty Glaze profile grilles that coordinate with your traditional windows, or square grilles that complement the sleek frame of your contemporary windows.

Imagine the possibilities of wood windows and patio doors. Get the traditional or contemporary look you want by specifying every aspect of your Pella® Architect Series® products. With shapes, sizes, grilles and glass, indulge in your imagination.

A touch of glass.

As with all art, beauty is in the details. And when it comes to Pella's exclusive decorative glass collection, those details start with unique glass types and textures. Then our artisans create exclusive patterns and distinctive coming colors, resulting in glass that delivers unmatched elegance.



Countless exterior colors.

EnduraClad® low-maintenance exterior finish helps keep the exterior of your window or patio door protected from the elements and is fade-resistant. So your windows and patio doors will look great for years.

Beautifully functional hardware.

Our exclusive new selection of window hardware and Baldwin® patio door collaborations were designed to add the perfect finishing touch to your Pella® products. Each traditional or contemporary style is available in a diverse palette of striking finishes – allowing for a personal design statement.

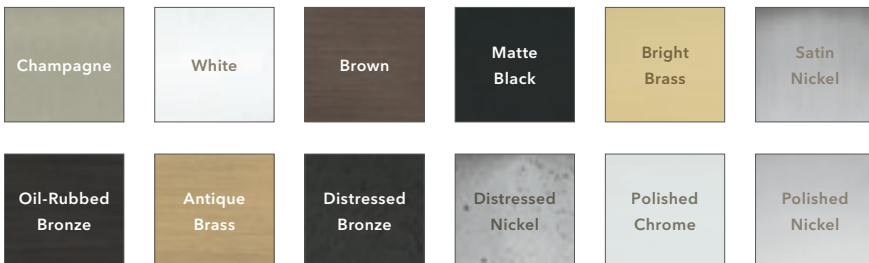
HARDWARE STYLES



Styles from the Essential collection shown.

HARDWARE FINISHES

Pella's hardware is available in a variety of complementary finishes for windows and patio doors to help you curate a cohesive look.



Complement a modern frame.

The sleek design of your Architect Series® contemporary casement window hardware balances the frame's minimalist style with your home's modern aesthetic. And you'll love the convenience of our fold-away cranks.

Complete the look you love.

Architect Series® traditional double-hung windows are available with beautifully detailed historical spoon-style locks and sash lifts.



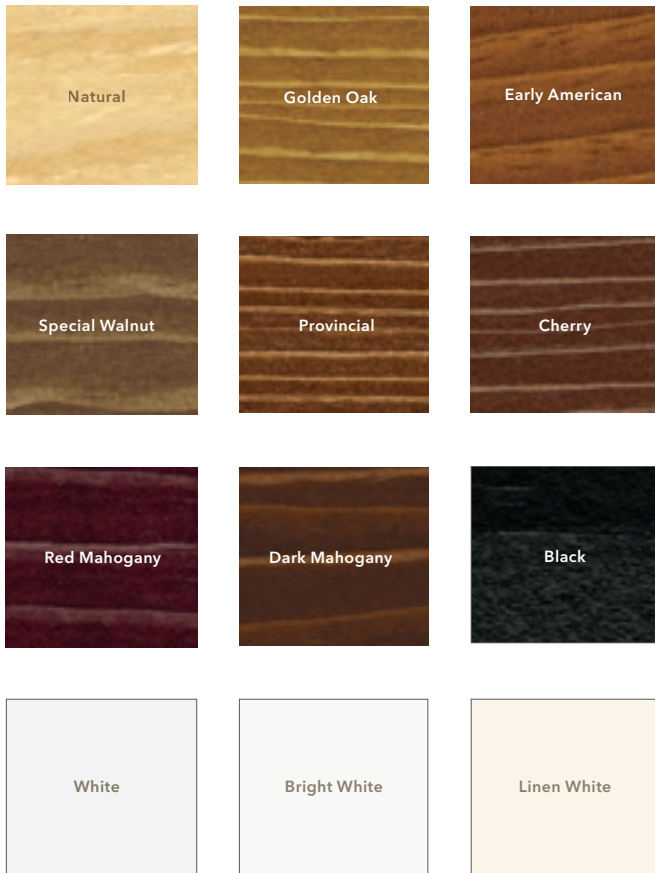
See the entire collection of Pella® wood hardware:

[CHOOSEPELLA.COM/HARDWARE](https://www.choosepella.com/hardware)

Impeccably coordinated.


PREFINISHED PINE INTERIORS

Pella's factory finish on the wood interiors of your windows and patio doors gives you instant wow. Choose a stunning stained finish to match the color of other wood in your home or a painted White finish for a fresh, bright look. Also available primed and ready-to-paint.



WOOD TYPES

Your Architect Series® windows or patio doors can be made from your choice of today's most desirable woods – so they'll tastefully complement your home's other interior finishes.



ALUMINUM-CLAD EXTERIORS

Pella's low-maintenance EnduraClad® exterior finish resists fading, so your windows and patio doors stay looking great for years. Take this beauty and durability one step further with Pella EnduraClad Plus² protective finish that provides exceptional weatherability. Plus, Pella offers virtually unlimited custom color options for a unique look.



wood window and patio door DESIGN GUIDE

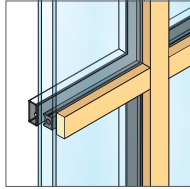
TRADITIONAL
CONTEMPORARY

GRILLES

Choose the look of true divided light or grilles-between-the-glass that make cleaning the glass easier.



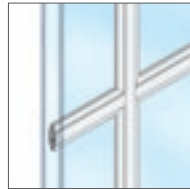
Ogee Integral Light
Technology¹ Grilles
2", 1-1/4" or 7/8"



Square Integral Light
Technology Grilles
7/8"



Roomside Removable Grilles
2", 1-1/4", 3/4"



Aluminum Grilles-
Between-the-Glass
3/4"



Optional interior grille colors with exterior color that matches the EnduraClad[®] color you choose.

ADDED PROTECTION

For additional window fall protection, our Window Opening Control Device (WOCD) is available with optional factory application.⁴ Allowing the window to only open a few inches, the WOCD sits discreetly on the window and is easy to operate.

¹ Available on a custom basis. For more information on wood type availability, contact your local Pella sales representative.

² EnduraClad Plus protective finish is not available with all colors. See your local Pella sales representative for availability.

³ Only available with matching interior and exterior colors.

⁴ Factory-applied WOCD may not be available on all products. See your local Pella sales representative for availability.

GLASS

INSULSHIELD[®] LOW-E GLASS COLLECTION



Advanced Low-E insulating double-pane glass with argon ¹	•	•
AdvancedComfort Low-E insulating double-pane glass with argon ¹	•	•
NaturalSun Low-E insulating double-pane glass with argon ¹	•	•
SunDefense™ Low-E insulating double-pane glass with argon ¹	•	•
Low-E insulating triple-pane glass with argon or krypton ²	•	-

ADDITIONAL GLASS OPTIONS

HurricaneShield [®] products with impact-resistant glass ³	•	•
Laminated (non-impact-resistant) ³ , tinted ^{1,3} or obscure ^{1,3} glass also available on select products	•	•
STC-improved double-pane sound glass ²	•	•

¹ Optional high-altitude InsulShield Low-E glass is available with argon in select products.

² Available on select products only. See your local Pella sales representative for availability.

³ Available with Low-E insulating glass with argon on select products.

INTERIORS

WOOD TYPES

Mahogany, Douglas Fir, Pine, White Oak ¹ , Cherry ¹ , Red Oak ¹ , Maple ¹	•	•
---	---	---

INTERIOR FINISHES

Unfinished	•	•
Primed, ready-to-paint (Pine)	•	•
Prefinished stain or paint (Pine)	•	•

* Available on a custom basis. For more information on wood type availability, contact your local Pella sales representative.

EXTERIORS

EXTERIOR FINISHES

Aluminum-clad with EnduraClad [®] protective finish	•	•
Aluminum-clad with EnduraClad Plus [®] protective finish	•	•
Primed, ready-to-finish (Mahogany or Pine)	•	•
Unfinished (Mahogany)	•	•

EXTERIOR TRIM

EnduraClad factory-applied trim	•	•
---------------------------------	---	---

LOW-MAINTENANCE ENDURA CLAD EXTERIORS

27 standard colors	•	•
Virtually unlimited Custom colors	•	•

* EnduraClad Plus is not available in all colors. See your local Pella sales representative for availability.

HARDWARE

HARDWARE STYLE COLLECTIONS

Classic	•	-
Modern	-	•
Rustic	•	-
Essential	•	-

HARDWARE FINISHES*

Champagne, White, Brown, Matte Black, Bright Brass, Satin Nickel or Oil-Rubbed Bronze	•	•
Antique Brass	•	-
Distressed Bronze or Distressed Nickel	•	-
Polished Chrome or Polished Nickel	-	•

* Hardware finish availability may vary by style.

GRILLES

Integral Light Technology [®] grilles (wood roomside and EnduraClad or wood exterior with nonglare spacer between)	•	•
Aluminum grilles-between-the-glass	•	•
Roomside removable grilles	•	-

SCREENS*

Vivid View [®] high-transparency screen (windows only)	•	•
InView™ flat screen	•	•
Rolscreen [®] soft-closing retractable screen (casement windows and sliding patio doors only)	•	-
Self-closing top-hung screen door (sliding patio doors only)	•	•

* ⚠ WARNING: Screen will not stop child or pet from falling out of window or door. Keep child or pet away from open window or door.

(•) Full offering (-) Partial offering

Because we're always working to further refine our products and develop new ones, specifications may change without notice. Actual products may vary slightly from illustrations and photos. See your local Pella sales representative for specific details and options available.



VIEWED TO BE THE BEST.®

Want to learn more about Pella® windows and doors? Call us at **866-209-4260** or visit pella.com.



Always read the Pella limited warranties before purchasing or installing Pella products. See written limited warranty for details, including exceptions and limitations, at pella.com/warranty.



Pella Corporation is a proud volunteer partner in the U.S. Environmental Protection Agency and the Department of Energy's ENERGY STAR® program to promote the use of high-efficiency products.



Connect with Pella: