



PELLA[®]

350 Series

VINYL WINDOWS AND PATIO DOORS
WITH A DISTINCTIVE LOOK AND
EXCEPTIONAL PERFORMANCE



Premium vinyl.



Get more ideas and inspiration:

PELLA.COM/PELLA-350-SERIES



Pella® 350 Series windows and patio doors are purposefully designed to give you more of everything you love about vinyl. Advanced technology makes them stronger and more durable than ordinary vinyl. Distinctive detailing adds beauty and style. And with an exclusive energy-saving system, the Pella 350 Series line includes Pella's most energy-efficient vinyl products.



A distinctive look.

Premium features include virtually invisible interior welded corners and robust frame profiles with beveled edges. Complement your home inside and out with a wide range of options, including patio doors with blinds- or shades-between-the-glass, today's most popular hardware finishes and 11 exterior colors.



Exceptional performance.

Pella 350 Series windows and patio doors are stronger and more durable when compared to ordinary vinyl. And they're exceptionally energy-efficient.

Premium vinyl.



Exclusive energy-saving system. Pella® 350 Series windows with triple-pane glass are 54% - 83% more energy-efficient than single-pane windows.¹

Advanced Low-E triple-pane InsulShield® glass with argon provides exceptional protection from extreme temperatures and blocks 86% of the sun's fading UV rays.

Our vinyl frame has up to 18 insulating air chambers inside – significantly more than ordinary vinyl has – to help keep your home warmer in the winter and cooler in the summer.



Optional foam insulation increases energy performance.

INTERIOR



Pella's SmoothSeam Interior Welded Corner



A Typical Competitor's Interior Welded Corner

Pella exclusive SmoothSeam® interior welded corners are virtually invisible, yet strong and durable. A typical competitor's corner welds are visible. Robust frame profile features a beveled edge like wood windows and patio doors.

Premium frame design. Pella 350 Series window and patio door frames are 83% stronger than ordinary vinyl.² And our precision corner welding process helps resist warping or twisting over time.

Dual-color frame shown with White interior and Brown exterior.



EXTERIOR

Backed by one of the best warranties in the business. The Pella limited lifetime warranty is nonprorated, meaning the coverages within the defined warranty periods do not decrease over time. See written Limited Warranty for details, including exceptions and limitations, at pella.com/warranty, or contact Pella Customer Service at 877-473-5527.


Designs to fit your unique tastes.

With 11 exterior colors, patio doors with blinds- or shades-between-the-glass, distinctive grille patterns and other premium options, you can truly bring your style to life.

See page 10 for all frame color options.



Without impact-resistant glass.



With Pella's impact-resistant glass.

Protect what you value most.

Pella® 350 Series HurricaneShield® windows and patio doors with impact-resistant glass³ offer strong protection from flying debris – while increasing the safety, security, ultraviolet protection, noise control and energy efficiency of your home. Performance Grade (PG) 50 - 80 is available.⁴



¹ Improved window energy efficiency calculated in a computer simulation using RESFEN 5.0 default parameters for a 2,000-square-foot existing single-story home when comparing a Pella 350 Series vinyl window with InsulShield® Advanced Low-E triple-pane glass with argon to a single-pane wood or vinyl window. For more details, see pella.com/methodology.


² Based on the force required to bend the window frame profile.

³ Pella's impact-resistant glass in HurricaneShield products is made up of a sheet of standard or tempered glass combined with a sheet of laminated glass. For best performance, the laminated glass may be in the interior or exterior pane of insulating glass, depending on the product.

⁴ For more information about performance ratings, visit pella.com/PG-ratings.

A vinyl product that's just right for you.

WINDOWS



Double- and Single-Hung Windows

Easy operation.
Our TrueGlide Plus balance system helps ensure that your window will open and close easily for years to come.

Strong protection against the weather.
Pella's cam-action locks pull the sashes tight against the weatherstripping.

Easy glass cleaning.
Opening sash tilts in – making it easy to clean the exterior glass from inside your home.

Casement and Awning Windows

Smooth openings and closings.
Stainless steel operating arms and hinges resist rust and corrosion.

Simple to operate.
SureLock® System secures the window in two places with one easy-to-reach handle.

More convenient handle design.
Fold-away handle won't get in the way of room-side window treatments.

Easy-clean technology.
Easy-clean wash feature makes it simple to clean the exterior glass from inside your home.

Sliding Windows

Easy operation.
Tandem nylon rollers are extra-durable and help ensure smooth openings and closings.

A tight seal against the elements.
Pella's cam-action locks pull the sashes tight against the weatherstripping.

Simple to clean.
Sliding sash can be removed to clean exterior glass from inside your home.

Combination, Fixed and Special Shape Windows

Curves and angles.
Combine Special Shape windows with other Pella® 350 Series products to create a custom look at a standard price.

A quality, seamless look.
Grille options are available to match other Pella 350 Series products.

More ways to express your style.
Factory-assembled window combinations allow you to create a stunning focal point in your home.

Pella® 350 Series products offer the energy-efficient options that will meet or exceed ENERGY STAR® certification in all 50 states.¹



PATIO DOORS



Sliding Patio Doors

Design flexibility.

Shades, blinds or grilles are permanently sealed between panes of Low-E insulating glass so they stay protected from dust and damage.

Extra security.

Substantial hardware features a multipoint lock that secures the door in two places.

A screen that disappears.

Optional Rolscreen® retractable patio door screen² rolls out of sight when you're not using it, so the screen stays protected.



¹ Some Pella products may not meet ENERGY STAR certification in Canada. For more information, contact your local Pella sales representative or go to nrcan.gc.ca/energy/products/categories/fenestration/13739.

² ⚠️ WARNING: Screen will not stop child or pet from falling out of window or door. Keep child or pet away from open window or door.

Comfort in. Weather out.

Pella® products offer exceptional energy-efficient performance wherever you live.



Glass at a glance.

Pella's InsulShield® Low-E Glass Collection¹ features our most innovative and energy-saving choices, designed for your specific needs.



For many U.S. climates.

GLASS TYPE: Advanced
Low-E Insulating Glass with Argon²

Unique Low-E technology delivers balanced insulation for cold winters and hot summers.



For very hot, sunny climates.

GLASS TYPE: SunDefense™
Low-E Insulating Glass with Argon²

Allows in visible light and provides a clear view, while helping to block the heat of the sun.

¹ Glass options can be upgraded to offer the benefits of our InsulShield Low-E Glass Collection. Glass options may vary per product. See specific product information for availability.

² Optional high-altitude Low-E insulating glass does not contain argon in most products. Please see your local Pella sales representative for more information.

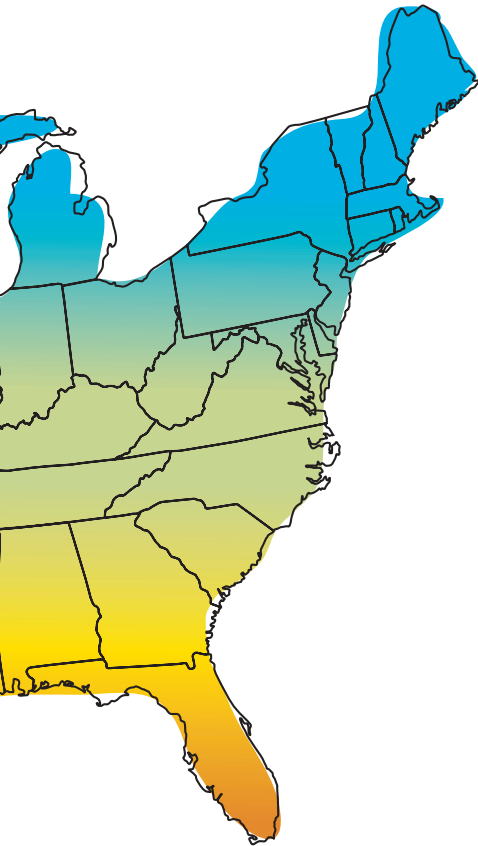
³ Some Pella products may not meet ENERGY STAR® certification in Canada. For more information, contact your local Pella sales representative or go to nrcan.gc.ca/energy/products/categories/fenestration/13739.

⁴ Ranges are based on the average savings among homes in modeled cities. Actual savings will vary based on local climate conditions, utility rates and individual home characteristics. For more information on the benefits of ENERGY STAR certified windows and doors, go to energystar.gov/products/building_products/residential_windows_doors_and_skylights/benefits.

For cold climates – like northern U.S. and Canada.

GLASS TYPE: NaturalSun
Low-E Insulating Glass with Argon²

Allows the sun's heat to flow in and warm your home, while providing excellent insulation from the cold.




Helping you save on heating and cooling costs.

Installing ENERGY STAR® certified windows and doors can lower energy costs.³ With more efficient windows, you can also use less energy, which reduces greenhouse gas emissions from power plants.

For a typical home, when replacing single-pane windows with ENERGY STAR certified windows, you can save on average:

\$101 to
\$583 per year

And 1,006 - 6,205 pounds of carbon dioxide (CO₂), which is equivalent to 51 to 317 gallons of gasoline a year.⁴



Available on Pella® 350 Series products.

More panes, more gains. Many older homes have single-pane windows, which can lead to higher heating and cooling costs and drafty interiors. Multiple panes of glass create an air chamber that can dramatically increase energy efficiency and comfort.

Glass for a wide range of needs.

In addition to exceptional energy efficiency, you'll find great glass options that help with privacy, glare and noise control.

For more information on glass, see your local Pella sales representative or visit:

CHOOSEPELLA.COM/GLASS

Features and options.

FRAME COLORS

Create a signature look for your home with a variety of frame colors to choose from.

Solid-Color Frames

(same color on both interior and exterior)



White



Almond

Dual-Color Frames

(exterior only with White interior)



Poplar White



Tan



Fossil



Brown



Portobello



Morning Sky Gray



Hartford Green



Brick Red




Black

SCREENS¹

Let in more light and fresh air with your choice of innovative screens.



Rolscreen® retractable screens roll out of sight when not in use.²



Conventional Screen

InView™ Screen

InView high-transparency screens let in 14% more light and are 8% more open for improved airflow.^{3,4}

HARDWARE STYLES

Find beauty and function in Pella's innovative, easy-to-operate hardware styles.



Double-Hung, Single-Hung and Sliding Window Cam-Action Sash Lock (standard)



Double-Hung, Single-Hung and Sliding Window AutoLock⁵ (optional)



Sliding Patio Door Handle with Multipoint Locking System (standard)



Casement and Awning Window Crank (standard)



Double- and Single-Hung Window Integrated Sash Lift (standard)




Double- and Single-Hung Window Surface-Mounted Sash Lift (optional)

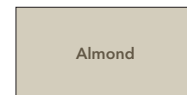
HARDWARE FINISHES

Choose from today's most popular decorative finishes to coordinate with other finishes in your home.

Color-Matched Finishes

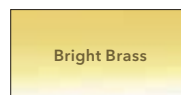


White

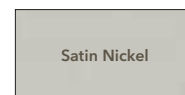


Almond

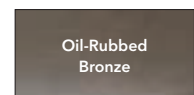
Additional Finishes⁶



Bright Brass



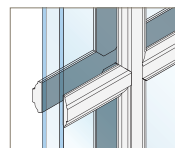
Satin Nickel



Oil-Rubbed Bronze

GRILLES

Simulated-Divided-Light^{4,7}



7/8" Contour (color-matched)

Grilles-Between-the-Glass⁸



3/4" Contour (color-matched interior, 11 exterior colors)

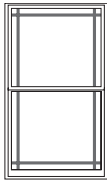


1" Contour (White, Almond or Brown only)

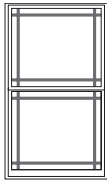
vinyl window and patio door DESIGN GUIDE

GRILLE PATTERNS⁹

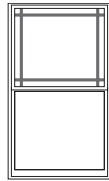
A variety of grille patterns for the traditional look of divided light. Custom patterns are also available.




6-Lite Prairie



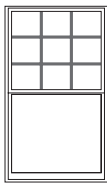
9-Lite Prairie



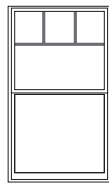
9-Lite Prairie
Top Sash Only



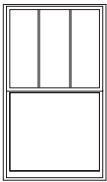
Traditional



Traditional
Top Sash Only



Top Row



Custom
(equally divided)



Starburst



Perimeter



Sunburst



Prairie

PATIO DOOR FASHIONS

Dress your sliding patio doors with blinds- or shades-between-the-glass.



White Blinds^{2, 10}



Linen-Colored
Interior with
White Exterior
Fabric Shades^{2, 10}

GLASS

INSULSHIELD® LOW-E GLASS COLLECTION¹



Advanced Low-E insulating glass with argon ^{2, 3}	S	S	S	S	S	S	S	O
NaturalSun Low-E insulating glass with argon ^{2, 3}	O	O	O	O	O	O	O	O
SunDefense™ Low-E insulating glass with argon ^{2, 3}	O	O	O	O	O	O	O	O

ADDITIONAL GLASS¹

Advanced Low-E insulating glass	O	O	O	O	O	O	O	S
Obscure Low-E insulating glass ³	O	O	O	O	O	O	O	O
Bronze-tinted Advanced Low-E insulating glass with argon ²	O	O	O	O	O	O	O	O
HurricaneShield® products with impact-resistant glass	-	O	O	O	-	O	O	O
Laminated glass (non-impact-resistant)	-	O	O	O	-	O	O	-
Sound control (3mm/5mm combination glass)	O	O	O	O	O	O	O	O
Gray Low-E insulating glass with argon ²	O	O	O	O	O	O	O	O
Tempered glass	O	O	O	O	O	O	O	S
Tempered glass in bottom sash only	O	O	-	-	-	-	-	-

¹ See glass information on pages 8 – 9 for details. ² Optional high-altitude Low-E insulating glass available with or without argon on most products. ³ Available with triple-pane glass.

FRAME COLORS

SOLID-COLOR

White	S	S	S	S	S	S	S	S
Almond	O	O	O	O	O	O	O	O

DUAL-COLOR

Poplar White, Tan, Fossil, Brown, Portobello, Morning Sky Gray, Hartford Green, Brick Red or Black (exterior only with White interior)	O	O	O	O	O	O	O	O
--	---	---	---	---	---	---	---	---

HARDWARE FINISHES¹

White or Almond ²	S	S	S	S	S	-	-	S
Bright Brass ³ , Satin Nickel ³ or Oil-Rubbed Bronze ³	O	O	O	O	O	-	-	O

¹ See hardware finish colors and styles on page 10. ² Exterior sliding patio door hardware color-matched to exterior frame. ³ Available on the interior only.

GRILLES

7/8" Simulated-Divided-Light grilles	O	O	O	O	O	O	O	-
3/4" or 1" Contour aluminum grilles-between-the-glass*	O	O	O	O	O	O	O	O

* Appearance of exterior grille color may vary depending on the Low-E insulating glass selection.

GRILLE PATTERNS*

6-Lite Prairie	O	O	-	-	O	-	-	O
9-Lite Prairie	O	O	O	O	O	O	O	O
Traditional	O	O	O	O	O	O	O	O
Top Row	O	O	O	O	O	-	O	O
Top Sash Only (9-Lite Prairie or Traditional)	O	O	-	-	-	-	-	-
Starburst, Sunburst or Perimeter	-	-	-	-	-	O	-	-
Custom (equally divided)	O	O	O	O	O	O	O	O

* Grille patterns offered may vary per product. See specific product information for availability.

SCREENS* (COLOR-MATCHED FRAMES)

Half screen	O	S	-	-	S	-	-	-
Full screen	S	-	S	S	-	-	-	-
InView™ screen	O	O	O	O	O	-	-	-
Heavy-duty sliding screen (color-matched to exterior frames)	-	-	-	-	-	-	-	S
Rolscreen® retractable screen	-	-	-	-	-	-	-	O

* ⚠ WARNING: Screen will not stop child or pet from falling out of window or door. Keep child or pet away from open window or door.

BLINDS- OR SHADES-BETWEEN-THE-GLASS*

Cordless White blinds	-	-	-	-	-	-	-	O
Cordless Linen-colored shades	-	-	-	-	-	-	-	O

* Availability varies by size. See a Pella professional for details.

WARRANTY



Limited lifetime warranty*	S	S	S	S	S	S	S	S
----------------------------	---	---	---	---	---	---	---	---

* See written Limited Warranty for details, including exceptions and limitations, at pella.com/warranty, or contact Pella Customer Service at 877-473-5527.

(S) Standard (O) Optional (-) Not Available

See a Pella professional for specific details and additional options available. Some features are part of our standard offering; not all options are available on all product styles.

⚠ WARNING: Screen will not stop child or pet from falling out of window or door. Keep child or pet away from open window or door.
² Available on sliding patio doors only.
³ Improved airflow is based on calculated screen cloth openness. Screen cloth transmittance was measured using an integrated sphere spectrophotometer.
⁴ Available on windows only.
⁵ When using AutoLock hardware, simply close the sash and confirm it latches.
⁶ Available on interior only.
⁷ Not available with triple-pane glass.
⁸ Appearance of exterior grille color may vary depending on the Low-E insulating glass selection.
⁹ Grille patterns offered may vary per product. See specific product information for availability.
¹⁰ Not available on HurricaneShield® products.



Want to learn more about Pella® windows and doors? Call us at **866-209-4260** or visit pella.com.



Always read the Pella limited warranties before purchasing or installing Pella products. See written limited warranties for details, including exceptions and limitations, at pella.com/warranty, or contact Pella Customer Service at 877-473-5527.



Pella Corporation is a proud volunteer partner in the U.S. Environmental Protection Agency and the Department of Energy's ENERGY STAR® program to promote the use of high-efficiency products.

Connect with Pella:

