




PELLA[®]

250 Series

STRONGER AND MORE ENERGY-EFFICIENT
THAN ORDINARY VINYL WINDOWS



Easy-care vinyl.



Get more ideas and inspiration:

PELLA.COM/PELLA-250-SERIES



Exceptional performance and style – Pella® 250 Series windows look great and are stronger and more energy-efficient than ordinary vinyl. Explore this quality collection of competitively priced, low-maintenance windows.



A beautiful look.

Pella 250 Series windows feature full-frame profiles with edge detailing. Plus, Pella offers an array of style choices, including two grille types in several patterns and 11 exterior color options to complement your home inside and out.



Outstanding performance.

Pella crafts our vinyl windows to deliver more strength and durability than ordinary vinyl. Energy-efficient Advanced Low-E insulating double-pane glass comes standard. And for even greater energy performance, choose the option of triple-pane glass with foam insulation.

Easy-care vinyl.



Exceptional energy-saving system.

Pella® 250 Series windows with optional Advanced Low-E triple-pane glass are 54% – 77% more energy-efficient than single-pane windows¹ and block 86% of the sun's fading UV rays. Optional foam insulation increases energy performance.



INTERIOR



Fewer worries about drafts and leaks.

Our exclusive weather-repel system on double- and single-hung windows has three points of protection – including triple weatherstripping – to channel water away from the home.

¹ Improved window energy efficiency calculated in a computer simulation using RESFEN 5.0 default parameters for a 2,000-square-foot existing single-story home when comparing a Pella 250 Series vinyl window with InsulShield® Advanced Low-E triple-pane glass with argon to a single-pane wood or vinyl window. For more details, see pella.com/methodology.

² Available on double- and single-hung and sliding windows only.

³ Based on the force required to bend a window frame profile.

EXTERIOR



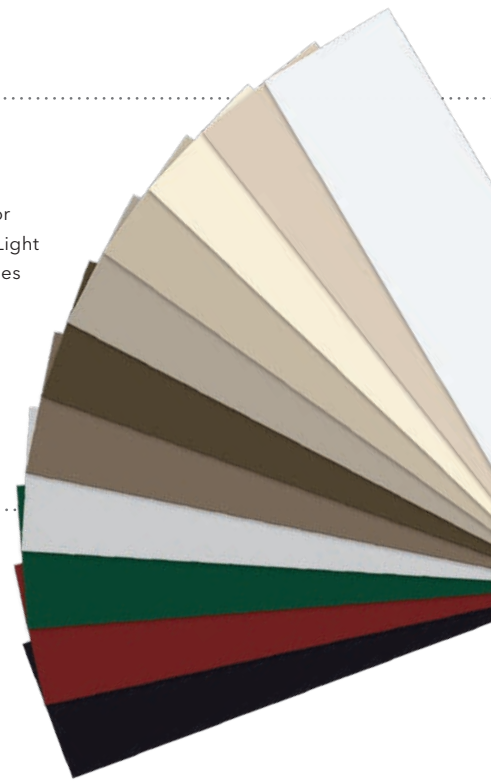
Dual-color frame shown with White interior and Brown exterior.

Popular design features.

Design a signature look for your home with 11 exterior color options. Plus, choose from Simulated-Divided-Light grilles for the authentic look of individual windowpanes or grilles-between-the-glass for easy cleaning.

Full-frame profile with edge detailing.

Pella® 250 Series windows have a more stylish design than that of ordinary vinyl.



Backed by one of the best warranties in the business.

The Pella limited lifetime warranty is nonprorated, meaning the coverages within the defined warranty periods do not decrease over time. See written

Limited Warranty for details, including exceptions and limitations, at pella.com/warranty, or contact Pella Customer Service at 877-473-5527.

Greater peace of mind.

Optional triple-pane glass helps reduce outside noise. And with the option of AutoLock hardware, your window locks automatically when shut. Simply close your window and confirm it latches.²

Strong and sturdy frame.

Pella 250 Series windows have a multichambered frame design for a window that's 52% stronger than ordinary vinyl.³ And fully welded sashes and frames provide strength and energy efficiency.

Stands up beautifully.

Not all vinyl is alike. We use high-quality vinyl that resists yellowing and stays looking great for years. And our DuraColor™ exterior finishes are designed and tested to withstand high exposure to sunlight, humidity and extreme temperatures.

A vinyl product that's
just right for you.



Pella® 250 Series products offer the energy-efficient options that will meet or exceed ENERGY STAR® certification in all 50 states.*



WINDOWS



Double- and Single-Hung Windows

Easy operation.

TrueGlide balance system helps your window open and close easily for years to come.

Strong protection against the weather.

Pella's cam-action locks pull the sashes tight against the weatherstripping.

Easier cleaning.

Opening sash tilts in – making it easy to clean the exterior glass from inside your home.

Sliding Windows

Easy operation.

Tandem nylon rollers are durable and help ensure smooth openings and closings for years.

A tight seal against the elements.

Pella's cam-action locks pull the sashes tight against the weatherstripping.

Simple to clean.

Sliding sash can be removed to clean exterior glass from inside your home.

Fixed, Bay and Combination Windows

Added character and space.

Bay windows feature high-quality stain-grade birch headboards and seatboards.

More light and view.

Combine a fixed window with windows that open and close to expand your view outdoors.

A stunning focal point.

Factory-assembled window combinations allow you to create a look that's all your own.

* Some Pella products may not meet ENERGY STAR certification in Canada. For more information, contact your local Pella sales representative or go to nrcan.gc.ca/energy/products/categories/fenestration/13739.

For more information on Pella's window offering, see your local Pella sales representative or visit:

CHOOSEPELLA.COM/OFFERING

Comfort in. Weather out.

Pella® products offer exceptional energy-efficient performance wherever you live.



Glass at a glance.

Pella's InsulShield® Low-E Glass Collection¹ features our most innovative and energy-saving choices, designed for your specific needs.



For many U.S. climates.

GLASS TYPE: Advanced
Low-E Insulating Glass with Argon²

Unique Low-E technology delivers balanced insulation for cold winters and hot summers.



For very hot, sunny climates.

GLASS TYPE: SunDefense™
Low-E Insulating Glass with Argon²

Allows in visible light and provides a clear view, while helping to block the heat of the sun.



¹ Glass options can be upgraded to offer the benefits of our InsulShield Low-E Glass Collection. Glass options may vary per product. See specific product information for availability.

² Optional high-altitude Low-E insulating glass does not contain argon in most products. Please see your local Pella sales representative for more information.

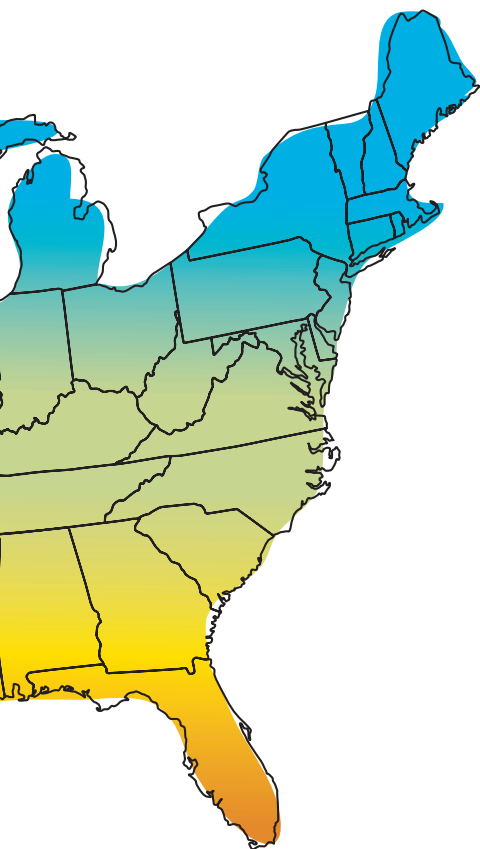
³ Some Pella products may not meet ENERGY STAR® certification in Canada. For more information, contact your local Pella sales representative or go to nrcan.gc.ca/energy/products/categories/fenestration/13739.

⁴ Ranges are based on the average savings among homes in modeled cities. Actual savings will vary based on local climate conditions, utility rates and individual home characteristics. For more information on the benefits of ENERGY STAR certified windows and doors, go to energystar.gov/products/building_products/residential_windows_doors_and_skylights/benefits.

For cold climates – like northern U.S. and Canada.

GLASS TYPE: NaturalSun
Low-E Insulating Glass with Argon²

Allows the sun's heat to flow in and warm your home, while providing excellent insulation from the cold.



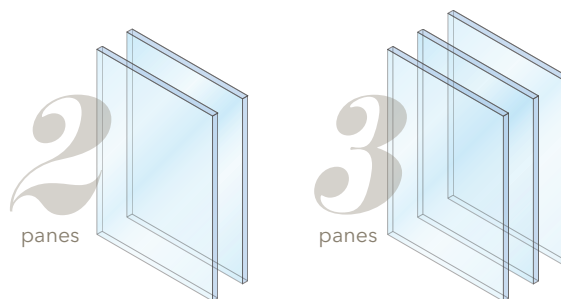
Helping you save on heating and cooling costs.

Installing ENERGY STAR[®] certified windows and doors can lower energy costs.³ With more efficient windows, you can also use less energy, which reduces greenhouse gas emissions from power plants.

For a typical home, when replacing single-pane windows with ENERGY STAR certified windows, you can save on average:

\$101 to
\$583 per year

And 1,006 – 6,205 pounds of carbon dioxide (CO₂), which is equivalent to 51 to 317 gallons of gasoline a year.⁴



More panes, more gains. Many older homes have single-pane windows, which can lead to higher heating and cooling costs and drafty interiors. Multiple panes of glass create an air chamber that can dramatically increase energy efficiency and comfort.

Glass for a wide range of needs.

In addition to exceptional energy efficiency, you'll find great glass options that help with privacy, glare and noise control.

For more information on glass, see your local Pella sales representative or visit:

CHOOSEPELLA.COM/GLASS

Features and options.

FRAME COLORS

Create a signature look for your home with a variety of frame colors to choose from.

Solid-Color Frames

(same color on both interior and exterior)



White



Almond

Dual-Color Frames

(exterior only with White interior)



Poplar White



Tan



Fossil



Brown



Portobello



Morning Sky Gray



Hartford Green



Brick Red



Black

HARDWARE STYLES

Pella's cam-action lock and AutoLock are available in color-matched finishes.



Double- and Single-Hung and Sliding Window
Cam-Action Lock
(standard)




Double- and Single-Hung and Sliding Window
AutoLock
(optional)

HARDWARE FINISHES

Color-Matched Finishes



White

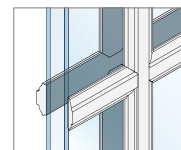


Almond

GRILLES

Brilliant ways to create the look of individual windowpanes.

Color-Matched Simulated-Divided-Light Grilles



7/8" Contour

Grilles-Between-the-Glass¹

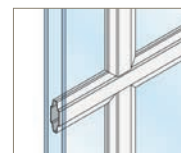


3/4" Contour

(color-matched interior,
11 exterior colors)



5/8" Flat



1" Contour

(White or Almond only)

Learn more about vinyl features and options at:

CHOOSEPELLA.COM/OPTIONS

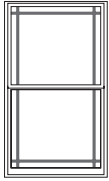
vinyl window DESIGN GUIDE

DOUBLE-HUNG WINDOWS
SINGLE-HUNG WINDOWS
SLIDING WINDOWS
FIXED WINDOWS
BAY WINDOWS

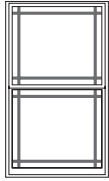
GRILLE PATTERNS²

A variety of grille patterns for the traditional look of divided light.

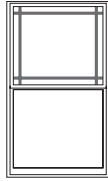
Custom patterns are also available.




6-Lite Prairie



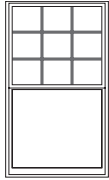
9-Lite Prairie



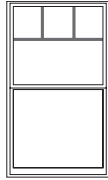
9-Lite Prairie
Top Sash Only



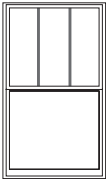
Traditional



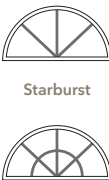
Traditional
Top Sash Only



Top Row



Custom
(equally divided)



Starburst



Perimeter



Sunburst



Prairie

GLASS

INSULSHIELD® LOW-E GLASS COLLECTION¹



	DOUBLE-HUNG WINDOWS	SINGLE-HUNG WINDOWS	SLIDING WINDOWS	FIXED WINDOWS	BAY WINDOWS
Advanced Low-E insulating glass with argon ^{1, 2, 3}	S	S	S	S	S
NaturalSun Low-E insulating glass with argon ^{1, 2, 3}	O	O	O	O	O
SunDefense™ Low-E insulating glass with argon ³	O	O	O	O	O

ADDITIONAL GLASS OPTIONS

Bronze-tinted Advanced Low-E insulating glass with argon ³	O	O	O	O	O
Obscure insulating glass ^{1, 3}	O	O	O	O	O
Obscure insulating glass in bottom sash only ¹	O	O	-	-	O
Tempered glass	O	O	O	O	O
Tempered glass in bottom sash only	O	O	-	-	O

¹ Available in both double-pane and triple-pane glass.

² To meet 2017 ENERGY STAR® certification, Low-E insulating glass and NaturalSun Low-E insulating glass will both be priced as standard, depending on what region of the country you are in.

³ Optional high-altitude InsulShield Low-E insulating glass does not contain argon in most products.

FRAME COLORS

SOLID-COLOR

White	S	S	S	S	S
Almond	O	O	O	O	O

DUAL-COLOR

Poplar White, Tan, Fossil, Brown, Portobello, Morning Sky Gray, Hartford Green, Brick Red or Black (exterior only with White interior)	O	O	O	O	O
--	---	---	---	---	---

HARDWARE*

FINISHES*

White or Almond (color-matched to frame)	S	S	S	-	S
--	---	---	---	---	---

* See hardware finish colors and styles on page 10.

GRILLES

7/8" Contour Simulated-Divided-Light grilles	O	O	O	O	O
3/4" Contour grilles-between-the-glass* (color-matched interior, 11 exterior colors)	O	O	O	O	O
5/8" Flat grilles-between-the-glass* (White or Almond only)	O	O	O	O	O
1" Contour grilles-between-the-glass* (White or Almond only)	O	O	O	O	O

* Appearance of exterior grille color may vary depending on the Low-E insulating glass selection.

GRILLE PATTERNS*

6-Lite Prairie	O	O	O	-	O
9-Lite Prairie	O	O	O	O	O
Top Sash Only (9-Lite Prairie or Traditional)	O	O	-	-	O
Traditional	O	O	O	O	O
Top Row	O	O	O	O	O
Custom (equally divided)	O	O	O	O	O
Starburst, Sunburst, Perimeter or Prairie	-	-	-	O	-

* Grille patterns offered may vary per product. See specific product information for availability.

SCREENS* (COLOR-MATCHED FRAMES)

Half screen	O	S	S	-	S
Full screen	S	-	-	-	S

* ⚠ WARNING: Screen will not stop child or pet from falling out of window or door. Keep child or pet away from open window or door.

WARRANTY



Limited lifetime warranty*	S	S	S	S	S
----------------------------	---	---	---	---	---

* See written Limited Warranty for details, including exceptions and limitations, at pella.com/warranty, or contact Pella Customer Service at 877-473-5527.

(S) Standard (O) Optional (-) Not Available

See a Pella professional for specific details and additional options available. Some features are part of our standard offering; not all options are available on all product styles.

¹ Appearance of exterior grille color may vary depending on the Low-E insulating glass selection.

² Grille patterns offered may vary per product. See specific product information for availability.



Want to learn more about Pella® windows and doors? Call us at **866-209-4260** or visit pella.com.



Always read the Pella limited warranties before purchasing or installing Pella products. See written limited warranties for details, including exceptions and limitations, at pella.com/warranty, or contact Pella Customer Service at 877-473-5527.



Pella Corporation is a proud volunteer partner in the U.S. Environmental Protection Agency and the Department of Energy's ENERGY STAR® program to promote the use of high-efficiency products.

Connect with Pella:

